MARI

MULTIDISCIPLINARY APPLIED RESEARCH AND INNOVATION
e-ISSN: 2773-4773

Vol. 7 No. 3 (2026) 102-113
https://publisher.uthm.edu.my/periodicals/index.php/mari

Development of Tag Me Back Station (TMBS): A QR Code and IoT-Based Smart Lost-and-Found System for University Campuses

Aidil Syahmi Mohamed Sabri[1], Wan Muhammad Haikal Ismail[1], Wardina Ruslan[1], Mohd Hatta Mohamed Ali @Md Hani[1]*

1 Department of Information Technology, Centre for Diploma Studies
Universiti Tun Hussein Onn Malaysia, Pagoh Higher Education Hub, 84600 Pagoh, Johor, MALAYSIA

*Corresponding Author: hatta@uthm.edu.my
DOI: https://doi.org/10.30880/mari.2026.07.03.013

Article Info

Received: 01 September 2026
Accepted: 15 October 2026
Available online: 01 December 2026

Keywords

QR Code, IoT, ESP32, Smart Locker, Lost-and-Found System, Smart Campus

Abstract

Lost and misplaced personal belongings remain a common issue in university residential areas, where existing lost-and-found practices often rely on manual reporting, social media posts, and unsecured storage. These approaches may result in delayed communication, poor item traceability, and a higher risk of unclaimed or mishandled belongings. This paper presents the Tag Me Back Station (TMBS). This smart lost-and-found system integrates a web-based platform with an IoT-enabled secure locker to improve the efficiency, security, and accessibility of item recovery. The system was developed using the Waterfall methodology, which involves requirements gathering, analysis, design, coding, testing, and deployment. TMBS allows users to register personal items, generate unique QR-based identification labels, report found items via a mobile-responsive interface, and securely store recovered belongings in an ESP32-controlled locker equipped with camera verification and a solenoid-based locking mechanism. User acceptance testing was conducted with 31 respondents, including university staff and students, to evaluate usability, system efficiency, information clarity, hardware responsiveness, location precision, and security. The results showed that at least 82.1% of respondents provided positive feedback, indicating strong user acceptance of the proposed system. Overall, TMBS demonstrates strong potential as a practical smart campus solution for improving lost-and-found management in university environments.

1. Introduction

1.1 Background of Study

Lost and misplaced personal belongings are common issues in university residential areas, offices, transportation hubs and other shared public environments. Items such as student identification cards, wallets, keys, water bottles and electronic devices are often left behind unintentionally, causing inconvenience, stress and delays for their owners. In university settings, the problem becomes more complex because students, staff, and visitors frequently move between hostels, classrooms, offices, cafeterias, and other campus facilities. Previous studies on campus

This is an open access article under the CC BY-NC-SA 4.0 license.

lost-and-found management have reported that conventional approaches often rely on manual reporting, paper-based records, physical counters or informal communication channels, which can delay the recovery process and reduce the effectiveness of item tracking [1], [2], [3].

Existing lost-and-found practices also have limitations regarding record accuracy, communication efficiency and item security. Manual recording may lead to incomplete item descriptions, duplicate reports, missing records and difficulty matching found items to their rightful owners. Similarly, social media-based reporting via WhatsApp, Telegram, or group messages can enable fast communication but does not provide a structured database, a formal verification process or systematic status monitoring. Prior studies have highlighted the need for digital lost-and-found systems to improve reporting, searching, claiming, and administrative management in university environments [4], [5]. In addition, IoT-enhanced lost-and-found systems have been proposed to overcome the weaknesses of paper-based reporting by integrating QR code technology, centralised databases, and automated hardware to enable real-time item tracking [6].

Despite these developments, many existing practices still separate digital reporting from secure physical storage. Found items are often placed on open counters or handed to staff without a controlled-access mechanism, increasing the risk of unclaimed, misplaced or mishandled belongings. Therefore, a more integrated approach is required to support systematic item registration, reliable owner notification, traceable recovery status, and secure storage of recovered belongings. This background provides the basis for developing the TMBS, a QR code and IoT-based smart lost-and-found system designed to improve the efficiency, security, and reliability of item recovery management at Kolej Kediaman UTHM Kampus Pagoh.

1.2 Problem Statement

Current lost-and-found practices in many university environments still rely on informal, manual methods, such as WhatsApp groups, Telegram channels, word of mouth, paper-based records, and in-person submissions at administrative counters. Although these methods enable quick information sharing, they are often unstructured, difficult to monitor, and lack a reliable mechanism to track the status of lost or found items [7], [8]. Manual recording via paper forms or messaging applications may also lead to incomplete item details, duplicate reports, delayed responses, and difficulty matching found items to their rightful owners. Furthermore, found items are often placed on open counters or handed to staff without proper security measures, increasing the risk of misplaced, unclaimed, or mishandled belongings.

1.3 Research Gap

Previous studies and existing systems have introduced digital lost-and-found platforms, asset tracking systems, and IoT-based smart lockers. However, a clear gap remains in the integration of these solutions. Many digital lost-and-found systems focus mainly on online reporting and item matching but do not provide secure physical storage for recovered belongings. In contrast, most smart locker systems are designed for parcel delivery, private storage, or access-control applications rather than for public lost-and-found management. Meanwhile, social media platforms provide fast communication but lack structured records, verification, item tracking, and secure item handling. Therefore, there is a need for an integrated system that combines digital item registration, real-time reporting, user notification, item traceability, and secure physical storage within a single lost-and-found solution.

1.4 Related Works Take

Several existing lost-and-found systems have incorporated various technological features to improve the efficiency and accessibility of lost-item management. These features include QR code integration, IoT-enabled smart lockers, web-based platforms, real-time notifications, and lost-item tracking. However, the availability of these features varies across existing systems, as summarized in Table 1.

Table 1 *Comparison between existing systems*

Features	LostNet 0	Smart Locker 0, 0, 0	Social Media (WhatsApp/ Telegram)	TMBS
QR Code Integration	✓	✓	✗	✓
IoT Smart Locker	✗	✓	✗	✓
Web-based Platform	✓	✗	✗	✓
Real-time Notification	✗	✗	✓	✓
Lost Item Tracking	✓	✗	✗	✓

Table 1 compares the features of existing systems, such as LostNet, Smart Locker systems, and standard Social Media (WhatsApp/ Telegram), with those of the proposed TMBS.

With the rapid advancement of smart campus infrastructure and digital transformation, conventional lost-and-found management practices are increasingly inadequate for efficiently and securely handling misplaced belongings. Existing digital systems, such as LostNet, provide a centralised platform for reporting, searching, and matching lost-and-found items [10]. Such systems improve record management and item traceability; however, their function is mainly limited to digital reporting and matching. Without an integrated physical storage mechanism, users must still arrange manual item collection, which can lead to inconvenience, delayed recovery, and potential security risks, particularly for valuable or sensitive belongings [11].

On the other hand, IoT-based smart locker systems have been developed to strengthen physical item protection through automated access control technologies such as RFID, QR code authentication, biometric verification, and one-time password mechanisms [12], [13]. These systems are effective in preventing unauthorized access and improving storage security. However, most existing smart locker applications are designed for parcel delivery, private storage, banking security, or general campus locker management rather than public lost-and-found operations [14], [15]. In addition, many of these systems lack a dedicated digital reporting platform that allows users to register, verify, track, and receive updates on lost items before retrieval [7], [9].

In current campus practice, students often rely on social media platforms such as WhatsApp and Telegram to report lost belongings. Although these platforms enable fast communication, they are not designed for structured lost-and-found management. Posts may be overlooked, duplicated, or buried under a stream of messages. At the same time, the absence of formal verification and secure storage increases the risk of misinformation, misplaced items, or unauthorised possession.

Therefore, a clear gap remains in existing solutions: most systems either provide digital reporting without secure storage or secure storage without a complete lost-and-found workflow. The Tag Me Back Station (TMBS) addresses this gap by integrating QR code-based identification with an IoT-enabled smart locker system. In this study, QR code identification is used to link each registered item with its digital record, while the IoT-enabled smart locker provides secure physical storage for recovered belongings. Each found item can be digitally registered, monitored in real time, and securely stored in a solenoid-locked compartment via authenticated system verification. This integrated approach enhances the efficiency, traceability, and security of lost-and-found management within the UTHM campus environment.

1.5 Aim and Contribution of the Study

To address this gap, this project proposes the Tag Me Back Station (TMBS), a smart lost-and-found system that integrates a web-based platform with an IoT-enabled secure locker. The system allows users to register personal belongings, generate unique QR-based identification labels, report found items through a mobile-responsive interface, and securely store recovered items in an ESP32-controlled locker equipped with camera verification and a solenoid locking mechanism. By combining digital traceability with physical item protection, TMBS aims to improve the efficiency, security, and reliability of lost-and-found management at Kolej Kediaman UTHM Kampus Pagoh. The main contribution of this study is the development of an integrated QR code and IoT-based system that supports systematic reporting, real-time tracking, secure item storage, and improved item recovery on a university campus.

2. Methodology

2.1 System Development Approach

This project adopted the Waterfall Model as the system development methodology because it provides a structured, sequential process suitable for prototype-based development. The methodology consisted of six phases: requirement gathering, analysis, design, coding, testing, and deployment, as shown in Fig. 1.

Multidisciplinary Applied Research and Innovation Vol. 7 No. 3 (2026) p. 102-113

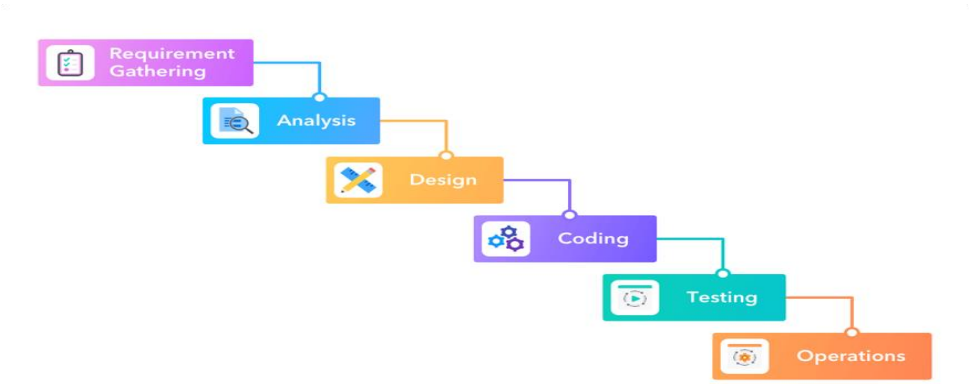

Fig. 1 *The waterfall model*

2.2 Requirement Gathering

The requirement gathering phase was conducted through observation of current lost-and-found practices among students and staff at Kolej Kediaman UTHM Kampus Pagoh. Existing practices mainly involved WhatsApp and Telegram messages, manual reporting, and placing found items at open counters. These methods were found to be unstructured, difficult to monitor, and less secure.

Table 2 *Observation-based findings*

Category	Obervation/ Requirement
Existing Process	Students post photos of found items in large-group chats, where they are often missed.
Security	Found items are frequently left on open counters (e.g., Pejabat A5) without any locking mechanism.
Desired Features	A system that can notify the owner directly and store the item securely 24/7.

Based on these observations, the main system requirements identified were digital item registration, QR-based item identification, real-time reporting, user notification, secure locker storage, and administrator monitoring, as shown in Table 2.

2.3 System Analysis

During the analysis phase, the system workflow, user roles, and data requirements were identified to ensure that the proposed TMBS system could support a complete lost-and-found process. The system involves three main user roles: item owners, item finders, and administrators. Item owners are responsible for registering their belongings through the web-based platform and generating QR code labels linked to their item records. When an item is found, the finder can scan the QR code, access the mobile-responsive reporting interface, and submit the required details for the found item. The system then updates the item status and allows the administrator to monitor reports, verify records, and manage the recovery process. The overall system workflow is illustrated in Fig. 2.

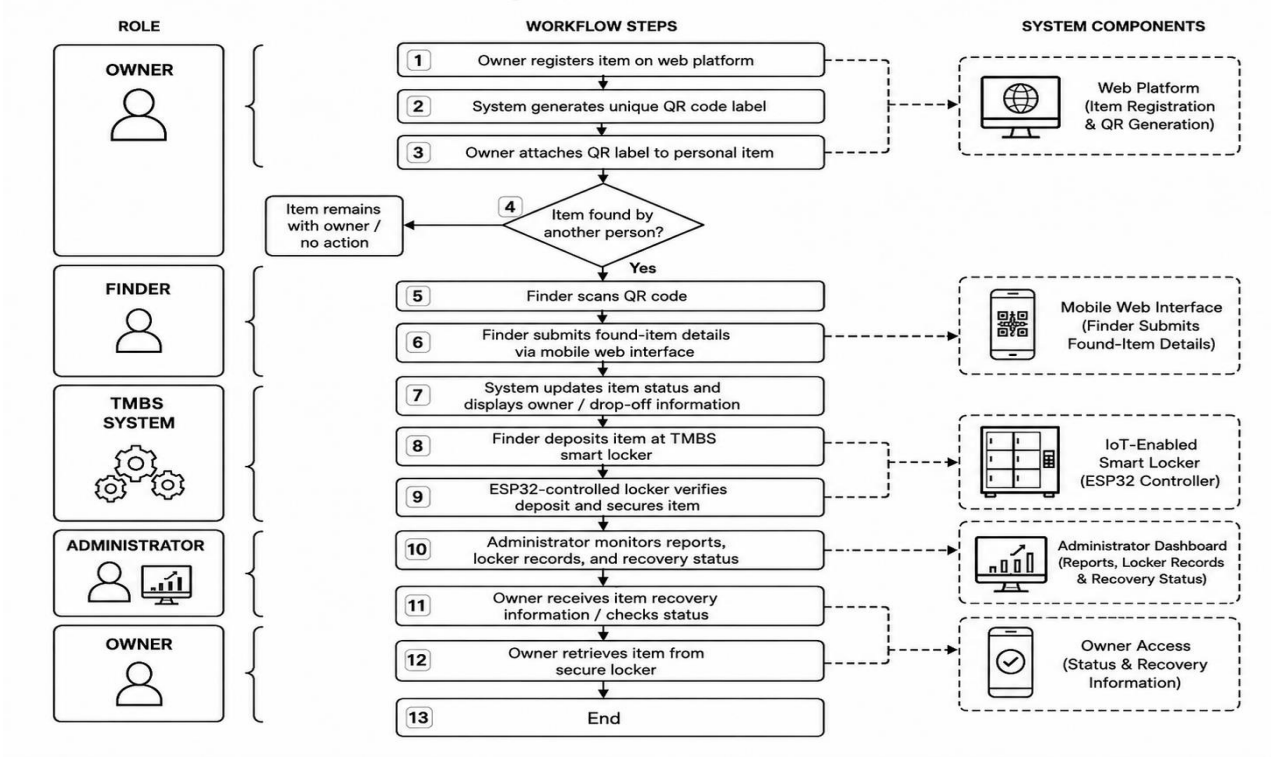

Fig. 2 *The overall system workflow of TMBS*

The process begins when the owner registers an item on the web platform, after which the system generates a unique QR code label for the personal item. If the item remains with the owner, no further action is required. However, if the item is misplaced and later found by another person, the finder scans the QR code and submits the found-item details through the mobile web interface. The system then updates the item status and displays the relevant owner or drop-off information. The recovered item is subsequently deposited into the TMBS smart locker, where the ESP32-controlled locker verifies the deposit and secures the item until collection.

As shown in Fig. 2, the administrator plays an important role in monitoring reports, locker records, and recovery status through the administrator dashboard. The owner can then access the system to check the recovery information and retrieve the item from the secure locker. Based on this workflow, a system flowchart was developed to illustrate the interaction between item owners, item finders, administrators, the web platform, the mobile web interface, and the IoT-enabled smart locker. An Entity-Relationship Diagram was also prepared to define the relationship among user information, registered items, finder reports, and locker records. These analysis outputs guided the design of the database structure, user interface, and hardware integration for the TMBS prototype.

2.4 System Design

The design phase focused on both software and hardware architecture. The software design included a web-based dashboard, a mobile-responsive finder interface, a database structure, and a QR code generation function. The hardware design involved an ESP32-based smart locker equipped with an ESP32-CAM module, a solenoid lock, a keypad, an LCD, and a power supply. Similar to other IoT locker systems, the design emphasized secure access control and automated storage of items [1], [3].

2.5 System Development/ Coding Phase

The development of the Tag Me Back Station (TMBS) involves programming three interconnected components: the administrator website, the finder mobile web interface, and the physical hardware station. Flutter and PHP are used to develop web platforms that manage user interactions, process data, and provide seamless connections to the central database. Meanwhile, C++ is programmed in the Arduino IDE to control the ESP32 microcontroller, manage multi-sensor integration, solenoid locker compartments, and the ESP32-CAM module.

The complete prototype of the Tag Me Back Station System (TMBS) consists of an integrated desktop web platform, a mobile-responsive reporting interface, and a physical secure storage enclosure. The platform provides a secure landing and authentication portal Fig. 3(a) where users can log in to register new personal belongings. Through the interface shown in Fig. 3(b), users upload descriptive photos and generate unique, trackable QR code labels to affix to their property. Once logged in, the main Owner Dashboard, Fig. 3(c) provides real-time analytical

metrics on registered, lost, or recovered assets. At the same time, the item management panel, Fig. 3(d) allows users to view and update the tracking status of their specific belongings. Fig. 3 (a)-(d) are in Appendix A.

On the software layer, a mobile-responsive interface is deployed to facilitate on-the-go reporting for finders, as illustrated in Fig. 4 (Appendix A). When an individual finds a lost object, they can securely submit their contact details (Name, Phone Number, and Matrix ID) via the interface shown in Fig. 4(a). Upon submission, the platform displays the owner's contact information and clear directives detailing which physical TMBS hub the item should be deposited into Fig. 4(b).

Finally, the system integrates a physical hardware enclosure designed for secure item drop-offs and retrievals, as shown in Fig. 5 (Appendix A). The front panel, displayed in Fig. 5(a), is equipped with an LCD character display for user prompts, a matrix keypad for manual PIN authentication, a physical key override, and an integrated camera module. Internally, as illustrated in Fig. 5(b), the system features a microcontroller-driven control circuit, a secondary status-monitoring camera, and a heavy-duty solenoid-electronic lock assembly to manage physical access to the storage bay.

2.6 System Testing

Testing was conducted to evaluate system functionality, usability, efficiency, hardware responsiveness, and security. The prototype was tested at Pejabat A5, Kolej Kediaman UTHM Pagoh, with 31 respondents, comprising university staff and students. Respondents tested the web dashboard, item registration process, QR scanning, finder submission form, and smart locker operation. Feedback was collected using a user acceptance survey to determine whether the system was easy to use, efficient, clear, responsive, and secure. The system evaluation sessions conducted with the respondents are shown in Fig. 6 (Appendix A).

2.7 System Deployment/ Operation Phase

The completed prototype was deployed using a client-server architecture supported by a cloud-hosted web platform and a physical IoT smart locker station. The web application handled database transactions and user interactions, while the smart locker provided secure physical storage for found items. This deployment demonstrated the feasibility of TMBS as a practical smart campus lost-and-found solution.

3. Results and Analysis

This section presents the findings from the User Acceptance Testing conducted to evaluate the performance, usability, and practicality of the Tag Me Back Station (TMBS) system. The evaluation focused on several key dimensions, including web interface usability, system efficiency, QR code generation speed, dashboard information clarity, smart station hardware responsiveness, station location precision, and structural security. The purpose of this analysis was to determine whether the proposed system could effectively support lost-and-found management in a university campus environment.

3.1 Respondent Profile/ User Acceptance Testing Overview

User Acceptance Testing was conducted at Pejabat A5, Kolej Kediaman UTHM Kampus Pagoh to evaluate the usability, efficiency, clarity, responsiveness, accessibility, and security of the TMBS prototype. A total of 31 respondents participated in the evaluation, consisting of 24 students, four academic staff, and three administrative personnel, as shown in Table 3. A purposive sampling method was used because the respondents represented the potential users and stakeholders of the proposed lost-and-found system, including item owners, item finders, and administrative personnel responsible for managing recovered belongings.

Table 3 *Respondent profile for user acceptance testing*

Respondent Category	Frequency (n)	Percentage (%)
Students	24	77.4
Academic Staff	4	12.9
Administrative Personnel	3	9.7
Total	31	100

During the testing session, respondents interacted with the main TMBS components, including the web dashboard, item registration function, QR code generation feature, mobile-responsive finder interface, and physical smart locker system. Feedback was collected using a user acceptance survey covering six main evaluation dimensions: web interface usability, system efficiency and QR code generation speed, dashboard information clarity, smart station hardware responsiveness, station location precision, and structural security and user trust.

The numerical results are summarised in Table 4 using frequency and percentage values to provide a clearer interpretation of user acceptance.

Table 4 *Summary of user acceptance testing results*

Evaluation Dimension	Sub-indicator	Positive Responses n (%)	Interpretation
Web Interface Usability	Navigation Ease	23 (74.2)	High acceptance
System Efficiency and Generation Speed	Tag Generation Speed	28 (90.4)	Very high acceptance
	Database Synchronisation Speed	28 (90.3)	Very high acceptance
Dashboard Information Clarity	Status Clarity	27 (87.1)	Very high acceptance
Smart Station Hardware Responsiveness	Camera Scanning Responsiveness	25 (80.6)	High acceptance
	Latch Actuation Responsiveness	24 (77.5)	High acceptance
Station Finder Location Precision	Location Accuracy	24 (77.4)	High acceptance
Structural Security and User Trust	Deposit Window Suitability	24 (77.5)	High acceptance
	Enclosure Safety and User Trust	26 (83.8)	Very high acceptance
Overall Acceptance	-	-82.1	High acceptance

The numerical results are summarised in Table 4 according to the six evaluation dimensions presented in Fig. 6, namely web interface usability, system efficiency and generation speed, dashboard information clarity, smart station hardware responsiveness, station finder location precision, and structural security and user trust. For dimensions with two sub-indicators, the results are reported separately within the same dimension to maintain consistency with Fig. 7 and ensure that each item reflects responses from the same 31 participants.

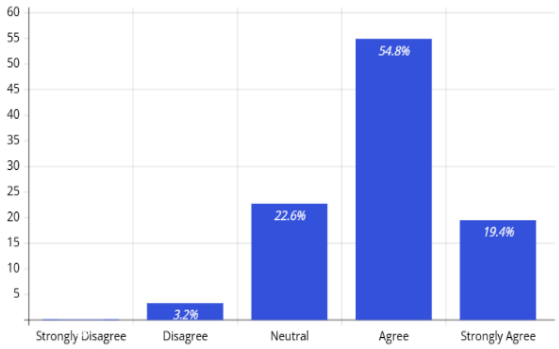

(a)

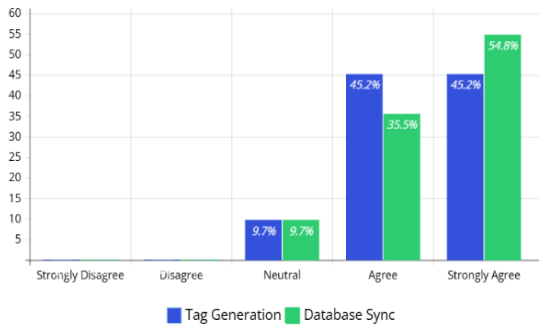

(b)

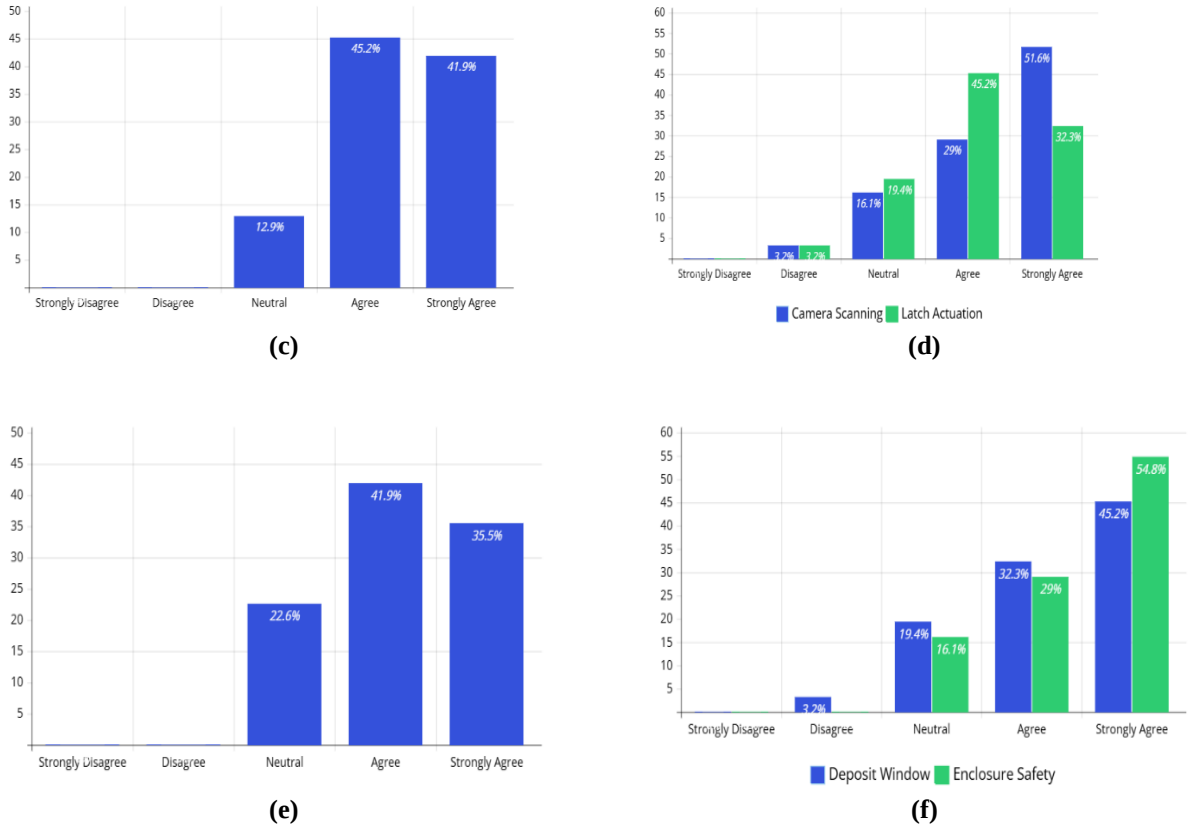

Fig.7 *(a) Web interface usability; (b) System efficiency and generation speed; (c) Dashboard information clarity; (d) Smart station hardware responsiveness; (e) Station finder location precision; (f) Structural security and user trust*

3.2 Web Interface Usability

The web interface usability results, as in Fig. 6(a), indicate that respondents generally found the TMBS web platform simple, clear, and easy to navigate. The interface allowed users to access key functions such as item registration, QR code generation, item status monitoring, and dashboard viewing without requiring extensive guidance. This suggests that the system design successfully supports user-friendly interaction, which is important for encouraging adoption among students and staff. A clear and intuitive interface is especially important in a lost-and-found system because users may need to report or retrieve items quickly. The positive usability feedback shows that the web platform is suitable for campus users with different levels of technical ability.

3.3 System Efficiency and QR Code Generation Speed

The evaluation of system efficiency and QR code generation speed, as shown in Fig. 6(b), indicated that respondents were satisfied with the system's ability to process item registration and generate identification labels efficiently. The QR code function plays an important role in the TMBS workflow because it allows each registered item to be uniquely identified and linked to its owner. A fast and reliable QR code generation process helps reduce delays during item registration and improves the overall user experience. The results also suggest that the integration among the web platform, database, and item-tracking function operated effectively during testing. This supports the objective of reducing dependency on manual reporting and improving the speed of lost-and-found management.

3.4 Dashboard Information Clarity

The clarity of the dashboard information, as shown in Fig. 6(c), received positive feedback from respondents. The dashboard provides users with an overview of registered, lost, and recovered items, allowing them to monitor item status more effectively. Respondents were able to understand the displayed information, including item details, recovery status, and system updates. This finding indicates that the dashboard improves transparency in the lost-and-found process, as users no longer need to rely solely on scattered social media posts or manual

enquiries at the counter. A clear dashboard also supports administrators by helping them manage records systematically and monitor reported items more efficiently.

3.5 Smart Station Hardware Responsiveness

The responsiveness of the smart station hardware was evaluated based on users' interactions with the physical TMBS. locker system. The system includes hardware components such as the ESP32 microcontroller, ESP32-CAM module, keypad, LCD, and solenoid locking mechanism. Overall, as shown in Fig. 6(d), respondents gave positive feedback on the hardware operation, particularly its ability to provide secure item storage and support automated locker access. However, minor issues were identified during testing, especially when the camera module was used in low-light conditions. Some users experienced delays because the camera needed better visibility to detect the QR or matrix code accurately. This indicates that although the hardware system was functional, scanning performance can be improved by adding a dedicated LED lighting module near the camera.

3.6 Station Location Precision

Station location precision refers to how easily users can identify and locate the physical TMBS. station. The results, as shown in Fig. 6(e), showed that some respondents faced difficulty finding the station, particularly if they were unfamiliar with the testing location. This suggests that the system should not only focus on digital and hardware functionality but also on physical accessibility. Clear signage, directional labels, or integration with campus navigation tools could improve station visibility and user convenience. Since the effectiveness of a lost-and-found system depends on users knowing where to deposit or retrieve items, improving station location guidance is an important enhancement for future implementation.

3.7 Structural Security and User Trust

The structural security and user trust results, as shown in Fig. 6(f), indicate that respondents had confidence in TMBS.'s ability to protect recovered items. The use of a solenoid locking mechanism, controlled locker access, camera verification, and administrator monitoring helped create a more secure storage process than conventional practices, where found items are left on open counters. This finding is important because security is a major weakness of traditional lost-and-found methods. By providing a locked and monitored storage compartment, TMBS reduces the risk of unauthorized possession, misplaced items, or mishandling. However, some respondents noted that the fixed 15-second locker access duration may be too short when depositing multiple or larger items. Therefore, the locker access duration should be adjustable to improve user convenience while maintaining system security.

3.8 Overall Discussion and Recommended Improvements

Overall, the User Acceptance Testing results show that TMBS was well received by respondents and successfully achieved its intended purpose as a smart lost-and-found solution for a university environment. The system demonstrated strengths in web usability, QR-based item registration, dashboard clarity, secure locker storage, and overall user acceptance. The positive acceptance score of 82.1% indicates that users found the system practical, efficient, and reliable for improving lost-and-found operations at Kolej Kediaman UTHM Kampus Pagoh. Despite these positive findings, several areas can be improved to increase system reliability and user experience. First, an LED lighting module should be installed near the camera to improve QR or matrix code scanning performance in low-light environments. Second, the locker access duration should be adjustable so users have sufficient time to deposit items of different types and sizes. Third, clearer signage or campus navigation support should be provided to help users locate the TMBS station more easily. Fourth, future versions may include push notifications, larger locker compartments, and multi-location deployment across campus facilities. These improvements would further strengthen the system's effectiveness, accessibility, and scalability as a smart campus solution for secure and traceable lost-and-found management.

4. Conclusion

4.1 Summary of Findings

The Tag Me Back Station (TMBS) project demonstrates the development of a practical smart lost-and-found prototype for supporting item recovery management at Kolej Kediaman UTHM Kampus Pagoh. By integrating a Flutter-based web application with an ESP32-powered smart locker, the system addresses several limitations observed in the evaluated setting, particularly unstructured item reporting, delayed communication, and unsecured storage of recovered belongings. The system enables users to register items digitally, generate QR codes for identification, receive item status updates, and store found items securely until collection.

4.2 System Contribution

The main contribution of TMBS is the integration of QR code-based item identification, digital reporting, administrator monitoring, and IoT-enabled secure storage in a single prototype. Compared with informal reporting via social media or manual, counter-based practices, the proposed system provides a more organised workflow for recording, reporting, storing, and retrieving found items in the tested campus residential environment. The User Acceptance Testing results involving 31 respondents showed positive feedback, with an overall acceptance score of 82.1%. This suggests that the prototype was generally well accepted by the participating staff and students in the evaluated context [2], [4].

4.3 Limitations

Although the findings are encouraging, they should be interpreted within the scope of the study. The prototype was evaluated with 31 respondents at one location, namely Pejabat A5, Kolej Kediaman UTHM Kampus Pagoh. Therefore, the results may not fully represent user acceptance or system performance across other residential colleges, faculties, or university campuses. In addition, the current evaluation focused on short-term user interaction with the prototype rather than long-term deployment, actual recovery rate, or large-scale operational effectiveness.

4.4 Future Recommendations

Future development should involve testing the TMBS prototype with a larger and more diverse group of users across multiple campus locations. Additional improvements may include LED lighting to enhance QR code scanning in low-light conditions, a weight-based safety mechanism, adjustable locker access duration, larger locker compartments, push notifications, and integration with campus navigation. Further evaluation should also examine long-term system reliability, actual item recovery performance, and administrative workload reduction before broader implementation is considered.

Acknowledgement

The authors would like to thank the Centre for Diploma Studies, Universiti Tun Hussein Onn Malaysia, for its support.

Conflict of Interest

The authors declare no conflicts of interest regarding the publication of this paper.

Author Contribution

The authors confirm contribution to the paper as follows: ***study conception and design****: Mohd Hatta Mohamed Ali @ Md Hani, Aidil Syahmi Mohamed Sabri, Wan Muhammad Haikal Ismail, Wardina Ruslan;* ***data collection****: Aidil Syahmi Mohamed Sabri, Wan Muhammad Haikal Ismail, Wardina Ruslan;* ***analysis and interpretation of results****: Mohd Hatta Mohamed Ali @ Md Hani, Aidil Syahmi Mohamed Sabri, Wan Muhammad Haikal Ismail, Wardina Ruslan;* ***draft manuscript preparation****: Mohd Hatta Mohamed Ali @ Md Hani, Aidil Syahmi Mohamed Sabri, Wan Muhammad Haikal Ismail, Wardina Ruslan. All authors reviewed the results and approved the final version of the manuscript.*

Appendix A

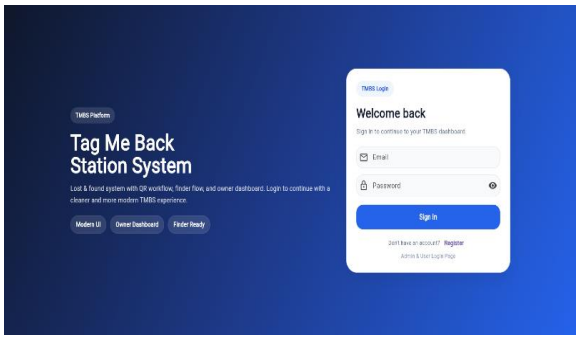

(a)

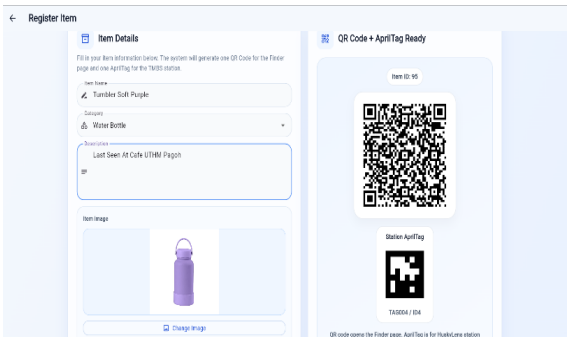

(b)

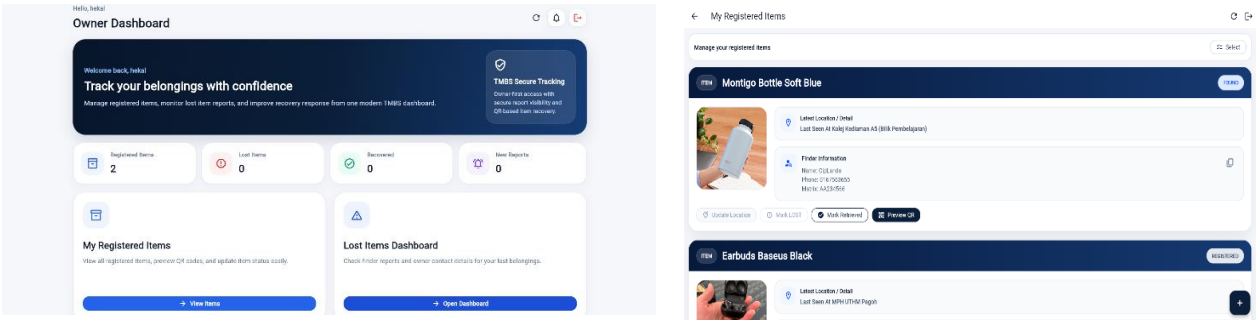

(c) **(d)**

Fig. 3 System's interface *(a) Main portal landing and login screen; (b) QR label generation and item registration; (c) Owner overview metrics dashboard; (d) "My Registered Items" management panel*

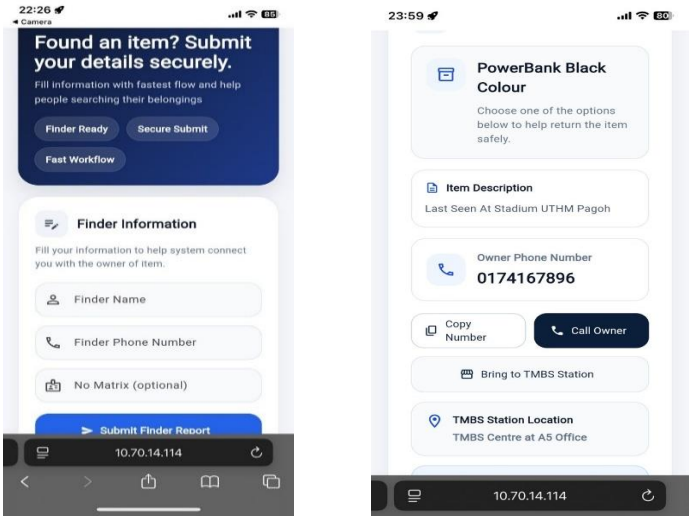

(a) **(b)**

Fig. 4 Mobile web interfaces *(a) Secure finder item submission form; (b) Owner contact information page*



(a) **(b)**

Fig. 5 Smart storage station hardware *(a) Front panel user interface; (b) Internal electronic component configuration*



(a) **(b)**

Fig. 6 *System evaluation session (a) Usability evaluation of the web dashboard platform; (b) User interaction with the TMBS hardware box*

References

[1] S. Karmalkar, H. Patil, S. Patel, D. Pund, and B. Quazi, "*IoT-based Asset Tracking and Monitoring System*," International Journal of Novel Research and Development, vol. 3, 2 February 2018, Available: https://ijnrd.org/papers/IJNRD1802002.pdf

[2] P. P. Ray, "*A Survey on Internet of Things Architectures*," EAI Endorsed Transactions on Internet of Things, vol. 2, no. 5, p. 151714, Dec. 2016, doi: https://doi.org/10.4108/eai.1-12-2016.151714.

[3] A. Al-Fuqaha, M. Guizani, M. Mohammadi, M. Aledhari, and M. Ayyash, "*Internet of Things: A Survey on Enabling Technologies, Protocols, and Applications*," IEEE Communications Surveys & Tutorials, vol. 17, no. 4, pp. 2347–2376, Jun. 2015, doi: https://doi.org/10.1109/COMST.2015.2444095.

[4] J. Rouillard, "*Contextual QR Codes*," 2008 The Third International Multi-Conference on Computing in the Global Information Technology (ICCGI 2008), Jul. 2008, doi: https://doi.org/10.1109/iccgi.2008.25.

[5] A. A. Alzhrani, M. Balfaqih, Fadi Alsenani, Mohemmed Alharthi, A. Alshehri, and Zain Balfagih, "*Design and Implementation of an IoT-Integrated Smart Locker System utilising Facial Recognition Technology*," Engineering Technology & Applied Science Research, vol. 14, no. 4, pp. 16000–16010, Aug. 2024, doi: https://doi.org/10.48084/etasr.7737.

[6] M. Zhou, I. Fung, L. Yang, N. Wan, K. Di, and T. Wang, *"LostNet: A smart way for lost and found*," PLoS ONE, vol. 19, no. 10, pp. e0310998–e0310998, Oct. 2024, doi: https://doi.org/10.1371/journal.pone.0310998.

[7] J. Sa-ngiampak *et al.*, "*LockerSwarm: An IoT-based Smart Locker System with Access Sharing*," IEEE Xplore, Oct. 01, 2019. https://ieeexplore.ieee.org/document/907166

[8] B. M. Kaumudhi, "*Smart Door Lock System using Facial Recognition with Home Automation*," *https://www.researchgate.net/*, Nov. 2024. https://www.researchgate.net/publication/387595505_Smart_Door_Lock_System_using_Facial_Recognition_with_Home_Automation (accessed Dec. 11, 2025).

[9] B. Shivaramakrishnaan and B. Logesh, "*Smart Campus lost and found portal with IOT Sensors*," International Journal of Research Publication and Reviews, no. 6, 2025, Available: https://ijrpr.com/uploads/V6ISSUE3/IJRPR40493.pdf

[10] Y. Rahayu, L. Afif, and P. J. Soh, "*Design and development of smart lock system based QR-Code for library's locker at Faculty of Engineering, Universitas Riau,*" SINERGI, vol. 26, no. 3, p. 379, Oct. 2022, doi: https://doi.org/10.22441/sinergi.2022.3.013.

[11] S. S. Prakash, Rapaka Usha, N. Karuppiah, S. Saravanan, M. Kalaiyarasi, and K. Karunanithi, "*Smart Home and Security Systems: An IoT-Based Approach Utilising ESP 32 and Multi-sensor Integration*," E3S Web of Conferences, vol. 616, pp. 02004–02004, Jan. 2025, doi: https://doi.org/10.1051/e3sconf/202561602004.

[12] "*A Reference Architecture for the Internet of Things*," wso2.com. https://wso2.com/whitepapers/a-reference-architecture-for-the-internet-of-things/

[13] N. F. Shahzan and N. Arbaiy, "*UTHM Lost and Found Management System*," Applied Information Technology and Computer Science, vol. 6, no. 1, pp. 2307–2319, 2025. [Online]. Available: https://periodical.uthm.edu.my/index.php/aitcs/article/view/16174

[14] S. Y. Tan and C. R. Chong, "*An Effective Lost and Found System in University Campus*," Journal of Information Systems and Technology Management (JISTM), vol. 8, no. 32, pp. 99–112, 2023, doi: 10.35631/JISTM.832007.

[15] M. A. M. Said, M. H. Misran, M. A. Othman, N. A. Shairi, S. N. Zabri, E. Ruslan, A. Salleh, and M. Z. Idris, "*IoT Enhanced Lost and Found System in FTKEK Using QR Code Technology*," International Journal of Research and Innovation in Social Science, vol. 10, no. 3, pp. 3882–3893, 2026, doi: 10.47772/IJRISS.2026.100300289.